



## RETRACTABLE GATES



**GANDHI**  
Automations Pvt Ltd

India's **No.1** Entrance Automation & Loading Bay Equipment Company

# PRC COLLABORATION AND TECHNOLOGY WITH INNOVATIVE AND CREATIVE ENGINEERING FOR MORE THAN 30 YEARS



## A PARTNER WHO STANDS BY YOUR SIDE


### Quality & Safety - Our Priority

Retractable Gates are CE certified, manufactured in accordance with  
 Standard(s) : EN 55014-1: 2006, EN 55014-2 : 1997+A1: 2001+A2:2008  
 EN 61000-3-2 : 2006, EN 61000-3-3 : 2008

Directive(s) : 2004/108/CE

Gandhi Automations design, develop, manufacture and execute its products strictly in accordance with the above mentioned EN standards.

You are assured with our best quality products, safe operation and after sales service 24/7.



### ORIGINAL SPARE PARTS

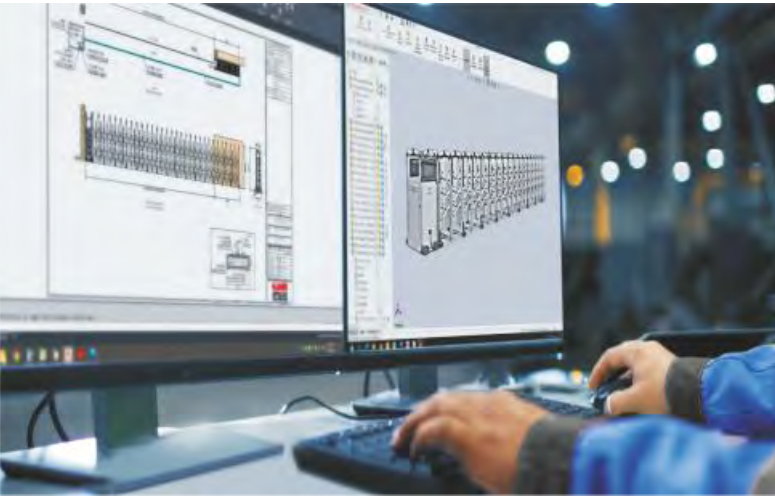
Guaranteed original spare parts availability for 10 years



Gandhi Retractable Gates blend perfectly with any premises and are designed not only for practicality, but for beauty and cultural significance. An imposing and elegant front gate signifies the strong, progressive enterprise, and a distinct corporate identity. In this respect, be it the majestic and bold RD Series, or the imposing and stately WA / WB Series or the noble and elegant EV Series, can enhance the prestige of an enterprise.

Using a right gate at the right position helps create an atmosphere of prosperity and auspiciousness. They not only complement the building installed with the gates, but are a piece of eye-catching architectural work with high functionality and aesthetic value.

# Our Quality for your Safety



Gandhi Automations Pvt Ltd is India's No.1 Entrance Automation & Loading Bay Equipment Company. Since 1996, we have been designing, manufacturing, exporting and installing products that are hassle-free, safe and easy to operate. Gandhi Automations Pvt Ltd is a globally well-renowned brand, which is a result of years of hard work, innovation, commitment to quality & reliable customer service. We are a Government of India recognised 'Star Export House'.

Our comprehensive product portfolio consists of :

High Speed Industrial Doors, Dock Levelers & Dock Shelters, Rolling Shutters, Sectional Overhead Doors, Aircraft Hangar Doors & Shipyard Doors, Gates & Boom Barriers.

## Head Office

Headquartered in Mumbai, the commercial capital of India, our company has expanded its manufacturing capacity, operations, geographical reach and customer base globally. Today our products are marketed by us and our distributors in more than 70 countries across the globe.

## Competent Advice

Proper customer guidance and service are our top priorities. Our well trained and experienced specialists are always at your disposal from the project planning stage to final stages of handover, inspection as well as training. They help you choose a perfect product solution tailored to meet your requirements.



## Quality Management

The company caters to following certifications : ISO 9001:2015, ISO 14001:2015 and ISO 45001:2018 by TÜV Austria. This has resulted in implementing continuous improvement towards personnel training, production, equipment calibration, machinery maintenance, logistics and customer relations.

## Nationwide Network

Ahmedabad	■	Goa	■	Kolkata	■	Raipur	■
Bengaluru	■	Guwahati	■	Lucknow	■	Ranchi	■
Bhopal	■	Hyderabad	■	Mangalore	■	Surat	■
Bhubaneswar	■	Indore	■	Nagpur	■	Vadodara	■
Chandigarh	■	Jaipur	■	New Delhi	■	Visakhapatnam	■
Chennai	■	Jamshedpur	■	Patna	■		
Coimbatore	■	Kochi	■	Pune	■		



## Advance Manufacturing

Our strategically located state of the art manufacturing and warehousing facility of 8,00,000 sq. ft. near Bhiwandi (40km NE of Mumbai) ensures high-quality product output and short delivery time.

The constant innovation and creative engineering applications of Gandhi Automations is a result of extensive and accurate in-house research and development.

All essential product components & accessories as well as control technology units are designed in-house and produced using European collaboration and technology.

Our product engineering team uses latest software applications combined with advanced machinery to offer our customers an excellently engineered, efficient and finished product.

## Installation, Commissioning & Service

Our team of committed and diligent engineers and technicians are at your service round the clock; many of whom are trained at advanced training centers in Europe so as to ensure perfect installation and trouble-free commissioning according to the specifications. Thus, always assuring product reliability and longevity.



## Packaging & Dispatch Area

Special care and all necessary precautions are taken while packaging the products for dispatch. Each consignment is supervised by a team of experts who ensure that material is dispatched safely, efficiently and promptly.



## Dynamic Customer Service

Our Customer Care team offers 24x7 service. We lay great emphasis on exceptional after-sales service and provide spares, preventive maintenance and AMC (annual maintenance contracts) for minimum downtime ensuring durability and drive maximum ROI.

Our widespread service network assures response time to be minimum.

In rare case of any product failure, all you need to do is reach for the telephone.



**TOLL FREE**

**1800 209 0200**

From Anywhere in India

One call and our highly trained service technicians will be on their way in a fully equipped customer service van with wide range of original spares.

Leader in Gate Industry and Beyond





Gandhi Retractable Gates are solid, durable and stylish. They provide excellent security and deterrence for unauthorized access. Motorised Retractable Gates features range from safety lights illuminating the span of the gate to text wall programming for advertising or notice purposes. Their smooth lines and contemporary appearance are complemented with advanced features including electronic anti-climbing alarming system and typhoon-resistant installation to provide a total peace of mind and safety.

Retractable Gates are suitable for large open spaces that require safety barriers for entrance and exit purposes. They can also serve as temporary barricades for the control of traffic flow. More importantly, they eliminate the need to designate a sliding storage zone, a common feature of conventional sliding gates whereby single or dual track construction is necessary to ensure these gates slide within the required space.

With the introduction of magnetic sensors, these Motorised Retractable Gates are able to run without any pre-embedded tracks.



# Retractable Gate Features

## PA wear-resistant

A resistant shield is mounted into the holes of every extendable fin to eliminate harsh friction noises during operation. It has passed 1 million 45-degree rotation tests under load without any significant loosening.

## Complex self-locking wear-resistant connection

This unique technology revolutionizes the traditional perforated hinged construction in conventional sliding gates, making it stronger and more durable.

## Patented wind-resistant device

These specially designed device ensures gates function normally even under impact of strong wind. It is a patented technology that has overcome the problem of swaying or collapsing commonly faced by conventional electric gates.

## Reciprocating tests

Within the 10m stroke, all wheels of the retractable gates show no significant wear and tear after a 3,00,000 reciprocating tests. Not only that, any drift sand or stone accumulated due to wind and rain will not affect the normal operation of these gates.

## Intelligent infrared double probe anti-collision device

This device enable the motorised retractable gates to automatically retract when a person or object is detected as far as 30-50cm away, thus ensuring the safety of vehicle and pedestrians.

## Scrolling display screen

The host machine contains this unique screen, which can display test messages up to 250 words. Not available for EV Series.





### **Electronic soft starting device & Mechanical damping device**

Both devices are combined so that the main engine of the motorised retractable gates can avoid swaying. This is to ensure a smooth operation during the start and stop of the gates. The devices are based on patented technology.

### **Latest integrated head unit**

A high quality driving mechanism incorporated with the most advanced features, including intelligent control circuit and a world-leading spiral clutch technology. Single vertical AC head unit is standard for gates with track system and Intelligent vertical AC head unit is for gates with trackless system.

Aluminium alloy housing for better cooling effect

- Worm gear integrated technology reduces noises substantially
- High strength plastic steel made by single plastic injection for dust, water and rodent resistance

Safe, reliable, energy-saving and offers high horsepower as well as starting

- stability
- Unique overheating protection, motor does not overheat easily under heavy operation

### **Built-in clutch**

In the event of power failure, the functions of the motorised retractable gate can be easily changed to manual operations by inserting a special key into the hole of the clutch and turning it.

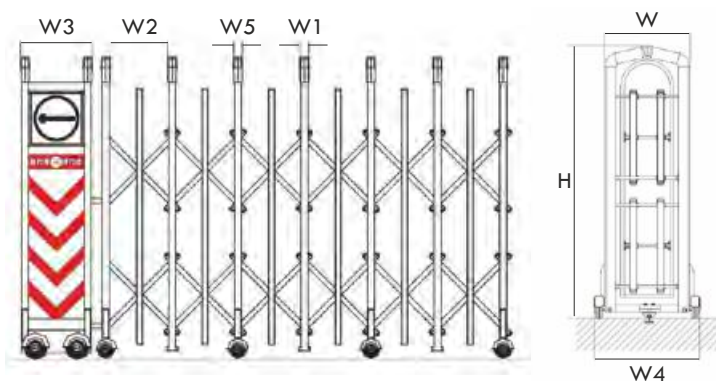
*\* The colour of the products shown on all the images are for illustration purpose only.*

# WA Series



Retractable Gates of this series add an attractive feature to all buildings and structures with their state of the art manufacturing technology and dazzling design. Plain and elegant tone with a simple design, this model stands out from other models and is ideal for perimeter security in all types of enclosed sites.

## Product Specifications



### Specifications of Gate Frame

H	1.3/1.4/1.5/1.6/ 1.7/1.8/1.9/2.0M
W	475mm
W1	055mm
W2	350mm
W3	372mm
W4	615mm
W5	035mm



## SDA GAPL-2004Y-A

### Material

- Main Frames : 50.0\*35.0\*0.9mm Aluminium Alloy
- Inner Slanting Frames : 45.0\*32.0\*1.0mm Aluminium Alloy
- Sideline Decorative Stripes : 35.0\*08.0\*0.6mm SS202

### Gate Maximum Overall Length

- With Track : Upto 30m
- Trackless System : Upto 8m

### Drive Mechanism Parameters

Voltage	220V±10%
Current	2.5A
Power	300W
Frequency	50-60Hz
Insulation	Class E
Operating Temperature	-40°C / +80°C
Humidity	≤ 90%
Speed	15m / min

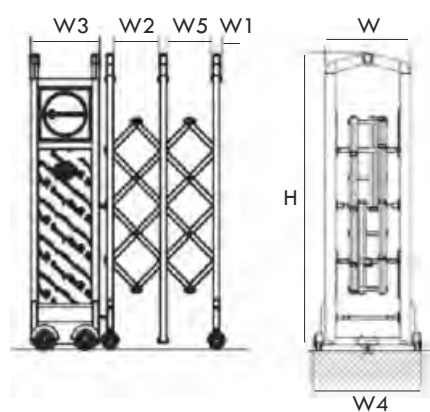
# WB Series



## SDB GAPL-04Y-B

Retractable Gate of this model is the ultimate example of the union of contemporary beauty and classic perfection characterized by its smooth design and regal colours. In addition to their unmatched quality and performance, this gate produce strong visual impact as works of art.

### Product Specifications



#### Specifications of Gate Frame

H	1.33/1.4/1.53/ 1.6/1.73/1.8M
W	475mm
W1	055mm
W2	265mm
W3	372mm
W4	615mm
W5	035mm



Also available in non-see through version having fully covered panel and mesh panel which are pleasant to the eyes, plain and elegant with a simple design stands out from other models and is ideal for perimeter security in all types of enclosed sites.

### Material

- Main Frames : 50.0\*35.0\*0.9mm Aluminium Alloy
- Inner Slanting Frames : 45.0\*32.0\*1.0mm Aluminium Alloy
- Sideline Decorative Stripes : 35.0\*08.0\*0.6mm SS202

### Gate Maximum Overall Length

- With Track : Upto 30m
- Trackless System : Upto 20m

### Drive Mechanism Parameters

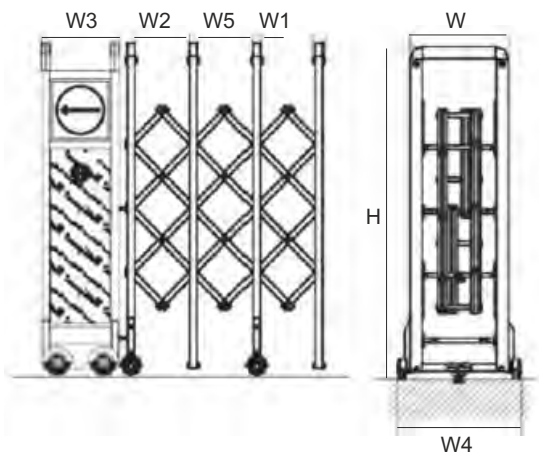
Voltage	220V±10%
Current	2.5A
Power	300W
Frequency	50-60Hz
Insulation	Class E
Operating Temperature	-40°C / +80°C
Humidity	≤ 90%
Speed	15m / min

# Flat Top WB Series



Delightfully designed with a contemporary touch, this model is a trend setter which enable both the user and the spectator to experience a new dimension in the world of gates.

## Product Specifications



### Specifications of Gate Frame

H	1.33/1.4/1.53/ 1.6/1.73/1.8M
W	475mm
W1	055mm
W2	265mm
W3	372mm
W4	615mm
W5	035mm



**SDB GAPL-04PT-Y-B**

### Material

- Main Frames : 50.0\*35.0\*0.9mm Aluminium Alloy
- Inner Slanting Frames : 45.0\*32.0\*1.0mm Aluminium Alloy
- Sideline Decorative Stripes : 35.0\*08.0\*0.6mm SS202

### Gate Maximum Overall Length

- With Track : Upto 30m
- Trackless System : Upto 20m

### Drive Mechanism Parameters

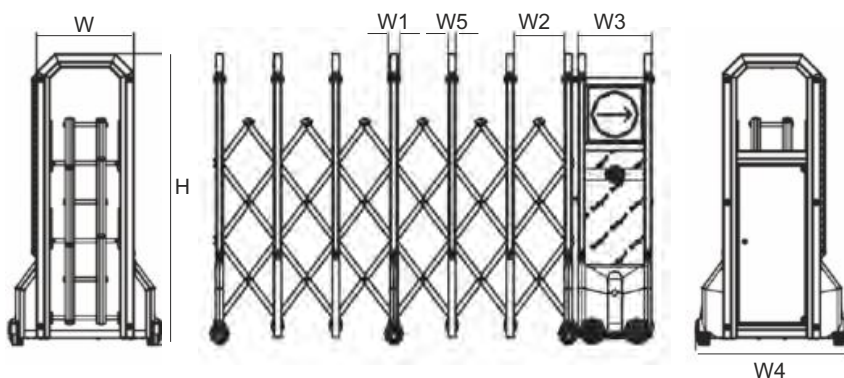
Voltage	220V±10%
Current	2.5A
Power	300W
Frequency	50-60Hz
Insulation	Class E
Operating Temperature	-40°C / +80°C
Humidity	≤ 90%
Speed	15m / min

# 690B Series



Retractable Gates are the finest examples of modern high technology and production technology. A Retractable Gate comprises numerous components and each component is fused so naturally and seamlessly with others to become a complete gate. Despite of its complex composition and structure, each gate is designed and developed for simplicity and ease in operation.

## Product Specifications



### Specifications of Gate Frame

H	1.3/1.4/1.5/ 1.6/1.7/1.8M
W	500mm
W1	060mm
W2	260mm
W3	382mm
W4	780mm
W5	040mm



**GAPL-S690B-Y**

**Material**

- Main Frames : 70.0\*40.0\*1.0mm Aluminium Alloy
- Inner Frames : 45.0\*32.0\*1.0mm Aluminium Alloy

**Gate Maximum Overall Length**

- With Track : Upto 30m
- Trackless System : Upto 20m

**Drive Mechanism Parameters**

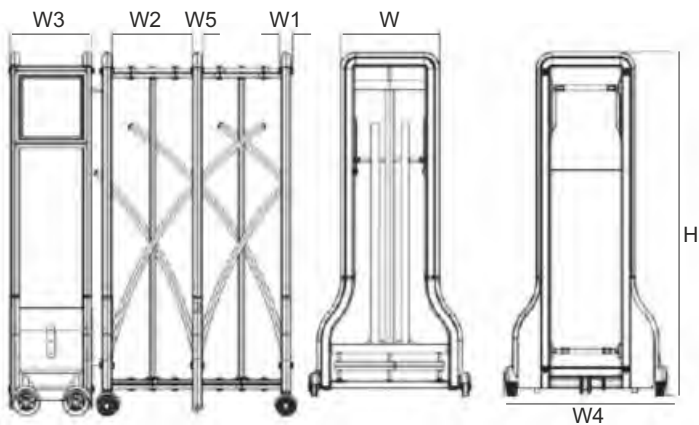
Voltage	220V±10%
Current	2.5A
Power	300W
Frequency	50-60Hz
Insulation	Class E
Operating Temperature	-40°C / +80°C
Humidity	≤ 90%
Speed	15m / min

# RD Series



Unyielding in look but tender in style, this Retractable Gate exemplify the decisive yet gentle approach in any successful business undertaking. Elegant and streamline gate body, radiates a noble and enchanting allure.

## Product Specifications



### Specifications of Gate Frame

H	1.3/1.4/1.5/1.6/ 1.7/1.8/1.9/2.0M
W	460mm
W1	060mm
W2	320mm
W3	382mm
W4	765mm
W5	040mm



**RD GAPL-A-P0301**

**Material**

- Main Frames : 65.7\*39.2\*1.0mm Aluminium Alloy
- Slanting Arc Frames : 55.0\*27.2\*0.9mm Aluminium Alloy
- Base Cress-cross members : 28.0\*20.0\*0.9mm Aluminium Alloy
- Upper / Lower Frames : 40.0\*20.0\*1.0mm Aluminium Alloy
- Base Frames : 38.0\*25.0\*1.0mm Aluminium Alloy

**Gate Maximum Overall Length**

- With Track : Upto 30m
- Trackless System : Upto 20m

**Drive Mechanism Parameters**

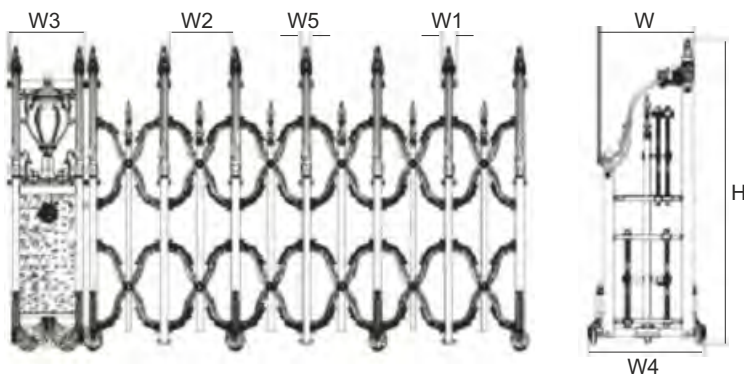
Voltage	220V±10%
Current	2.5A
Power	300W
Frequency	50-60Hz
Insulation	Class E
Operating Temperature	-40°C / +80°C
Humidity	≤ 90%
Speed	15m / min

# EV Series



Each and every part of this Retractable Gate model is a piece of art with distinctive diamond angles, crystal-like line and captivating radiance and brilliance. The gates embody a balanced fusion of painting, sculpture and structural design. This unique model of retractable gate is not only the first of its kind in the world, it has also exceeded all value benchmarks. More importantly, it represents relentless efforts and commitment to redefine the standards for electric Retractable Gates and be the World's No. 1.

## Product Specifications



### Specifications of Gate Frame

H	1.53/1.63/1.73M
W	450mm
W1	070mm
W2	286mm
W3	408mm
W4	644mm
W5	044mm



EV GAPL-A-G

### Material

- Main Frames : 48.3\*40.0\*1.0mm Aluminium Alloy
- Center pole : 30.0\*30.0\*1.0mm Aluminium Alloy
- The last beam : 38.0\*38.0\*1.0mm Aluminium Alloy
- Floor beam : 38.0\*25.0\*1.0mm Aluminium Alloy

### Gate Maximum Overall Length

- With Track : Upto 30m
- Trackless System : Upto 6m

### Drive Mechanism Parameters

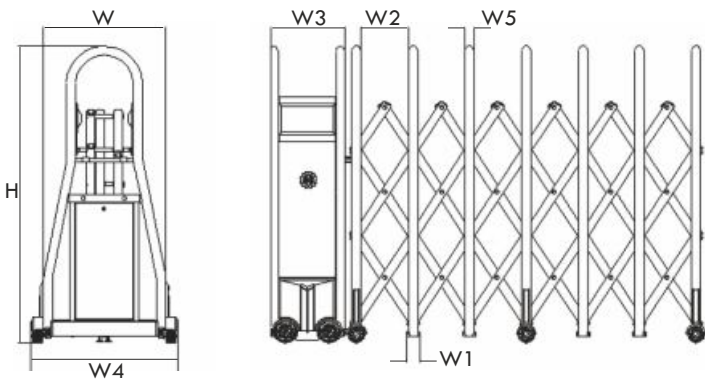
Voltage	220V±10%
Current	2.5A
Power	300W
Frequency	50-60Hz
Insulation	Class E
Operating Temperature	-40°C / +80°C
Humidity	≤ 90%
Speed	15m / min

# SS Series



Due to eye-catching smooth and gracefully designed one-piece Stainless Steel curve framework, this model stands out from other models with its magnificent beauty and unmatched quality. The surface of frame is round tube shaped, which also increases the stability of gate.

## Product Specifications



### Specifications of Gate Frame

H	1.63/1.70/1.83/1.90M
W	648mm
W1	068mm
W2	282mm
W3	398mm
W4	780mm
W5	048mm



## GAPL-SQMCS

### Material

- Main Frames :  $\varnothing 48 \times 0.7$ mm SUS304
- Inner Cross Tube :  $\varnothing 48 \times 0.5$ mm SUS304
- Sideline Decorative Stripes :  $35.0 \times 08.0 \times 0.6$ mm SS202

### Gate Maximum Overall Length

- With Track : Upto 25m
- Trackless System : Upto 10m

### Drive Mechanism Parameters

Voltage	220V $\pm$ 10%
Current	2.5A
Power	300W
Frequency	50-60Hz
Insulation	Class E
Operating Temperature	-40°C / +80°C
Humidity	$\leq$ 90%
Speed	15m / min



**STAR EXPORT HOUSE**  
(Government of India Recognised)



Gandhi Automations operates a policy of continuous development and reserves the right to make technical modifications / replacements without prior notice.

# GANDHI

Automations Pvt Ltd

## India's No.1 Entrance Automation & Loading Bay Equipment Company

### CORPORATE OFFICE

Chawda Commercial Centre, Link Road, Malad (W), Mumbai-400064, India

Tel : +91 22 6672 0200 / 6672 0300 (200 Lines)

Fax : +91 22 6672 0201

Email : sales@geapl.com

Website: www.geapl.com



**TOLL FREE**

**1800 209 0200**

From Anywhere in India

Ahmedabad - 93273 01555  
 Bengaluru - 93435 09090  
 Bhopal - 93292 94939  
 Bhubaneswar - 93385 69889  
 Chandigarh - 93176 41324  
 Chennai - 93809 31777  
 Coimbatore - 93452 99944  
 Goa - 93731 37970  
 Guwahati - 93248 98159

Hyderabad - 93473 75737  
 Indore - 93034 64410  
 Jaipur - 93520 41024  
 Jamshedpur - 93219 76556  
 Kochi - 93882 04774  
 Kolkata - 93300 60855  
 Lucknow - 93055 67760  
 Mangalore - 93797 41352  
 Nagpur - 93250 45410

New Delhi - 93131 99044  
 Patna - 93219 76557  
 Pune - 93245 30710  
 Raipur - 93524 40068  
 Ranchi - 93044 95570  
 Surat - 93270 97410  
 Vadodara - 93756 41357  
 Visakhapatnam - 93463 34102