



EDGE-OF-DOCK LEVELERS



GANDHI
Automations Pvt Ltd

India's **No.1** Entrance Automation & Loading Bay Equipment Company

EUROPEAN COLLABORATION AND TECHNOLOGY WITH INNOVATIVE AND CREATIVE ENGINEERING FOR MORE THAN 30 YEARS



A PARTNER WHO STANDS BY YOUR SIDE

Quality & Safety - Our Priority


Hydraulic Edge-of-Dock Levelers are CE certified, manufactured in accordance with

Standard(s) : EN 1398:2009, EN 61000-6-4:2007/A1:2011

Directive(s) : 2004/62/EC, 2014/35/EU, 2014/30/EU

Gandhi Automations design, develop, manufacture and execute its products strictly in accordance with the above mentioned EN standards.

You are assured with our best quality products, safe operation and after sales service 24/7.



ORIGINAL SPARE PARTS

Guaranteed original spare parts availability for 10 years



Safety with anti-slip surface and Debris-free open lip hinge

Although we call our Edge-of-Dock Leveler-series a 'Minidock Leveler', its operation and safety are on the same high levels as other Gandhi Dock Levelers. The Gandhi Edge-of-Dock Leveler-series is suitable where the height differences between warehouse floor and vehicle floor are minimal and is an ideal replacement for unsafe and out of date dock-plates.

Low investment

When purchasing a Gandhi Edge-of-Dock Leveler-series unit you are assured of a quality product at an economical price compared to a standard aluminium or steel dock-plate. Although Edge-of-Dock Leveler-series may cost a little more than a dock-plate, it offers more options such as integrated bumpers (size 200 x300 x 100mm), safe and easy operation, (no back injuries due to lifting heavy plates!) and a capacity that exceeds that of standard dock-plates.

High capacity

The Gandhi Edge-of-Dock Leveler-series unit is developed in compliance with the latest European safety standard, EN 1398. It has a capacity of 6000 kg and is suitable for use with all types of loading equipment from manual pallet trucks to fork trucks.

The open hinge lip construction, carries a lifetime guarantee and has a solid welded connection between the lip plate and the beams under the deck to ensure the lip angle of 7.5° will be maintained.

This is extremely important when loading / unloading vehicles with bed heights above dock level, to ensure that the lip always lays flat on the vehicle floor to avoid the tripping hazard.

Gandhi Edge-of-Dock Levelers are available in both versions mechanical (manual) and hydraulic.

Edge-of-Dock Leveler - Hydraulic



The hydraulically operated models offer one push-button operation. When the vehicle reverses against the bumpers the lip can be placed on the vehicle deck by push button operation and eliminates manual lifting using the operating handle. After loading or unloading, the vehicle may depart and lip will automatically returns to the parked position behind the bumpers. This ensures that the next vehicle to dock will do so without damaging the vehicle or the leveler.



High Quality Reliable Hydraulic Cylinders



Standard Rubber Bumpers



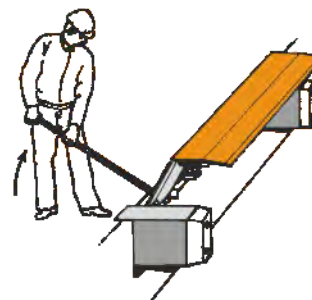


One Push Button Operation

Model	Total width	Platform width	Total length	Lip length beyond bumpers	Bumper projection	Working range above dock	Working range below dock
HYEOD-1830 HP	2255 mm	1830 mm	700 mm	165 mm	520 mm	100 mm	100 mm
HYEOD-2000 HP	2425 mm	2000 mm	700 mm	165 mm	520 mm	100 mm	100 mm
HYEOD-2110 HP	2535 mm	2110 mm	700 mm	165 mm	520 mm	100 mm	100 mm

The 'HP' (high profile) model is suitable for forklifts or high clearance ride-on trucks.

Edge-of-Dock Leveler - Manual

- 1) When the vehicle is correctly positioned at the loading dock the operating handle is removed from its holder and placed in the opening formed in the deck of the leveler.
- 2) The handle is pulled backwards and downwards until horizontal. At this stage the leveler is at its highest position.
- 3) By slowly raising the handle, the lip will automatically be extended and come to rest on the bed of the vehicle.
- 4) After a visual check to ensure safe landing of the lip onto the vehicle deck, the handle is removed and placed back in the holder. The unit is now ready for use to



Model	Total width	Platform width	Total length	Lip length beyond bumpers	Bumper projection	Working range above dock	Working range below dock
EOD-1830 HP	2255 mm	1830 mm	700 mm	165 mm	520 mm	100 mm	100 mm
EOD-2000 HP	2425 mm	2000 mm	700 mm	165 mm	520 mm	100 mm	100 mm
EOD-2110 HP	2535 mm	2110 mm	700 mm	165 mm	520 mm	100 mm	100 mm

The 'HP' (high profile) model is suitable for forklifts or high clearance ride-on trucks.





STAR EXPORT HOUSE
(Government of India Recognised)



Gandhi Automations operates a policy of continuous development and reserves the right to make technical modifications / replacements without prior notice.

GANDHI

Automations Pvt Ltd

India's No.1 Entrance Automation & Loading Bay Equipment Company

CORPORATE OFFICE

Chawda Commercial Centre, Link Road, Malad (W), Mumbai-400064, India

Tel : +91 22 6672 0200 / 6672 0300 (200 Lines)

Fax : +91 22 6672 0201

Email : sales@geapl.com

Website: www.geapl.com



TOLL FREE

1800 209 0200

From Anywhere in India

Ahmedabad - 93273 01555
Bengaluru - 93435 09090
Bhopal - 93292 94939
Bhubaneswar - 93385 69889
Chandigarh - 93176 41324
Chennai - 93809 31777
Coimbatore - 93452 99944
Goa - 93731 37970
Guwahati - 93248 98159

Hyderabad - 93473 75737
Indore - 93034 64410
Jaipur - 93520 41024
Jamshedpur - 93219 76556
Kochi - 93882 04774
Kolkata - 93300 60855
Lucknow - 93055 67760
Mangalore - 93797 41352
Nagpur - 93250 45410

New Delhi - 93131 99044
Patna - 93219 76557
Pune - 93245 30710
Raipur - 93524 40068
Ranchi - 93044 95570
Surat - 93270 97410
Vadodara - 93756 41357
Visakhapatnam - 93463 34102