

PRODUCT CATALOGUE



GANDHI
Automations Pvt Ltd

India's **No.1** Entrance Automation & Loading Bay Equipment Company

GERMAN COLLABORATION AND TECHNOLOGY WITH INNOVATIVE AND CREATIVE ENGINEERING FOR MORE THAN 25 YEARS



A PARTNER WHO STANDS BY YOUR SIDE

Quality & Safety - Our Priority

Automation for all our product range are CE certified, manufactured in accordance with

Standard(s) : EN 13241-1:2003+A1:2011, IS 6248

Directive(s) : 2006/42/CE, 2004/108/CE

Gandhi Automations design, develop, manufacture and execute its products strictly in accordance with the above mentioned EN standards.

You are assured with our best quality products, safe operation and after sales service 24/7.



**10
YEARS**

**GUARANTEED
AVAILABILITY**

CRISIL
An S&P Global Company
Ratings



**TÜV
AUSTRIA**
CERTIFIED
EN ISO 9001
20100233018576
EN ISO 14001
20104233018577
ISO 45001
20116233018578

CE

ORIGINAL SPARE PARTS

Guaranteed original spare parts availability for 10 years

CONTENTS

4	Our Quality For Your Safety
6	Rolling Shutters
14	Fire Shutters
16	Garage Doors
20	Gates
26	Doors and Barriers



Our Quality For Your Safety



Gandhi Automations Pvt Ltd is India's No.1 Entrance Automation & Loading Bay Equipment Company. Since 1996, we have been designing, manufacturing, exporting and installing products that are hassle-free, safe and easy to operate. Gandhi Automations Pvt Ltd is a globally well-renowned brand, which is a result of years of hard work, innovation, commitment to quality & reliable customer service. We are a Government of India recognised 'Star Export House'.

Our comprehensive product portfolio consists of :

High Speed Industrial Doors, Dock Levelers & Dock Shelters, Rolling Shutters, Sectional Overhead Doors, Aircraft Hangar Doors & Shipyard Doors, Gates & Boom Barriers.

Head Office

Headquartered in Mumbai, the commercial capital of India, our company has expanded its manufacturing capacity, operations, geographical reach and customer base globally. Today our products are marketed by us and our distributors in more than 70 countries across the globe.

Competent Advice

Proper customer guidance and service are our top priorities. Our well trained and experienced specialists are always at your disposal from the project planning stage to final stages of handover, inspection as well as training. They help you choose a perfect product solution tailored to meet your requirements.



Quality Management

The company caters to following certifications : ISO 9001:2015, ISO 14001:2015 and ISO 45001:2018 by TÜV Austria. This has resulted in implementing continuous improvement towards personnel training, production, equipment calibration, machinery maintenance, logistics and customer relations.

Nationwide Network

Ahmedabad		Goa		Kolkata		Raipur	
Bengaluru		Guwahati		Lucknow		Ranchi	
Bhopal		Hyderabad		Mangalore		Surat	
Bhubaneswar		Indore		Nagpur		Vadodara	
Chandigarh		Jaipur		New Delhi		Visakhapatnam	
Chennai		Jamshedpur		Patna			
Coimbatore		Kochi		Pune			



Our product engineering team uses latest software applications combined with advanced machinery to offer our customers an excellently engineered, efficient and finished product.

Installation, Commissioning & Service

Our team of committed and diligent engineers and technicians are at your service round the clock; many of whom are trained at advanced training centers in Europe so as to ensure perfect installation and trouble-free commissioning according to the specifications. Thus, always assuring product reliability and longevity.

Advance Manufacturing

Our strategically located state of the art manufacturing and warehousing facility of 8,00,000 sq. ft. near Bhiwandi (40km NE of Mumbai) ensures high-quality product output and short delivery time.

The constant innovation and creative engineering applications of Gandhi Automations is a result of extensive and accurate in-house research and development.

All essential product components & accessories as well as control technology units are designed in-house and produced using European collaboration and technology.



Packaging & Dispatch Area

Special care and all necessary precautions are taken while packaging the products for dispatch. Each consignment is supervised by a team of experts who ensure that material is dispatched safely, efficiently and promptly.



Dynamic Customer Service

Our Customer Care team offers 24x7 service. We lay great emphasis on exceptional aftersales service and provide Spares, Preventive Maintenance and Annual Maintenance Contracts for minimum downtime ensuring durability and drive maximum ROI.

Our widespread service network assures response time to a minimum.

In rare case of any product failure, all you need to do is reach for the telephone.



TOLL FREE

1800 209 0200

From Anywhere in India

One call and one of our highly trained service technicians will be on its way in a fully equipped customer service van with wide range of original spares.

Rolling Shutters - Quality Engineered




Rolling Shutters

Gandhi Rolling Shutters are ideal for situations where side room is at a premium and security is required. Our Rolling Shutters require very little headroom above the structural opening. They combine strength with elegance along with durability and are designed for both external and internal applications.

Gandhi Rolling Shutters are fabricated of interlocked Galvalume, Galvanised Insulated and Non Insulated, Stainless Steel, Patented Aluminium and Bright Steel Bar Rolling Grills.

Each of our Rolling Shutters is solidly constructed to promote trouble-free operation and long life. The Rolling Shutters can also be designed as per client's specifications or conforming to IS 6248.





- Galvalume Rolling Shutters are ideally suited for most types of Industrial and Commercial applications.
- The Aluminium-zinc alloy coating offers excellent corrosion resistance. It retains the sacrificial properties of zinc relative to steel while Aluminium provides a tough film of Aluminium oxide to increase barrier protection.
- Galvalume Rolling Shutters continues to gain approval by architects, building owners and many others due to its versatility, ease of use, aesthetics and long-term performance.
- Single-skinned Galvalume Steel without protective paint is standard. On request Galvalume Rolling Shutter is available with protective paint or polyurethane paint in any RAL colour.
- Galvanised Steel is available on special request.



- Galvalume Rolling Shutters with finely perforated profiles helps in achieving visibility, light infiltration and ventilation.
- Used extensively in shopping malls, garages and high street retail premises, perforated roller shutters present a most economical method of providing a secure closure to large or small openings.
- Rolling Shutters can either be fabricated entirely of perforated profiles or these special profiles can be selectively used to provide partial visibility.
- Single-skinned Galvalume Steel without protective paint is standard. On request Galvalume Rolling Shutter is available with protective paint or polyurethane paint in any RAL colour.
- Galvanised Steel is available on special request.






- Isotherm Rolling Shutters are designed for a variety of industrial, warehouse, loading bays & commercial uses.
- The shutters can be custom made to fit large openings and are ideal for situations where security is required.
- Rolling Shutters with galvanised double-skinned PUF insulated profiles give aesthetically pleasing appearance, ensure good thermal and acoustic insulation with energy efficiency and durability.
- Isotherm Rolling Shutters can be fabricated with Isotherm vista profiles made of Plexi glass double glazing window for visibility.
- The curtain is guided vertically by roll formed Galvanised Steel guides mounted on each side of the Rolling Shutter. The special shaped 'Omega' guides with integrated rubber and brush seals prevent metal-to-metal contact, ensures quiet shutter operation and also provide effective sealing.
- Bend-resistant double-skinned extruded Aluminium profile for additional strength. The bottom rail is fitted with extruded rubber bottom seal that will seal against the floor when the door is fully closed.



- Aluminium Rolling Shutters being corrosion resistant can be installed in areas where it would be exposed daily to atmospheric conditions that cause corrosion.
- Aluminium Rolling Shutters are made of design patented extruded double wall Aluminium profiles provide durability, efficiency and functionality while being light weight.
- Double-skinned Aluminium profile without insulation and protective paint is standard. On request it is available with insulation for oven application or polyurethane painted in any RAL.
- Aluminium side guides with integrated seals ensure quiet shutter operation. Bend-resistant double-skinned extruded Aluminium profile for additional strength and the bottom rail is fitted with extruded rubber bottom seal will seal against the floor when the door is fully closed.





- Stainless Steel Rolling Shutters made of SS304 or SS316 interlocked profiles have a very good corrosion resistance while providing an appealing finish.
- They are capable of withstanding adverse weather conditions, thus providing 100% safety and security.
- Single-skinned SS304 / SS316 steel with matt finish is standard.
- SS304 / SS316 side guides with integrated seals ensure quiet shutter operation. Bend-resistant Stainless Steel bottom profile SS304 / SS316 for additional strength and bottom rail is fitted with rubber bottom seal that will seal against the floor when the door is fully closed.



Honeycomb Rolling Grills

- Rolling Grills of this design is highly suitable for any commercial or industrial application where protection and ventilation are paramount.
- Bend-resistant double-skinned extruded Aluminium profile for additional strength. The bottom rail is fitted with extruded rubber bottom seal that will seal against the floor when the door is fully closed.
- Honeycomb Rolling Grills constructed of Bright Steel Bar are attractively patterned and are ideal for display windows of showrooms, shopping malls and perfectly match with any building's architecture & interior space.
- Rectangular Rolling Grills are constructed of design patented horizontal round polished bar interlinked with vertical Bright Steel polished bar, surface without protective paint as standard. On request polyurethane painted in any RAL is available.
- Operational noise and wear of grills are significantly reduced as galvanised side guides with integrated seals provide optimal sealing.
- Choice of two unique designs catering to all requirements.



Rectangular Rolling Grills

Fire Rated Rolling Shutters

American (UL / FM) and British Standards

Fire Shutters



- Fire Rated Rolling Shutters are rated physical fire barriers that protect wall openings from the spread of fire and are designed to close automatically in the event of fire or an alarmed event. Automatic closure will be thermally controlled by means of fusible link.
- Fire Rated Rolling Shutters with upto 4 hours BS 476: Part 22: 1987 standard certified by Exova Warrington UK.
- Alternately Fire Rated Shutters tested and certified to American Standards for upto 4 hours UL/FM label are also available.
- Application includes industrial, commercial, institutional and retail projects where fire protection is required.
- Constructed of Galvanised Steel or Stainless Steel in a variety of gauges, profile designs and finishes for unsurpassed strength, durability and style.
- Automatic closing of the shutter in the event of fire detection by means of fusible link activated at 74°C.
- The operating system can be directly wired for activation by fire alarm systems or smoke detectors.



Before the test



60 minutes of test



120 minutes of test



180 minutes of test



240 minutes of test



270 minutes of test - end of test



Garage Doors





Gandhi Residential Sectional Overhead Doors offer unbeatable aesthetics, leave space for your creativity and style that enhances the lines and colours of your home. These doors are built to ensure the highest ease and flexibility of use which, in turn, ensures quick, hassle free and accurate replacement of old doors.

The shape of the Garage Door opening is not of essential importance. Whether square, centred arch or angled a Garage Door always fits with any building be it classical, rural or modern.

Residential Sectional Doors come in a wide variety of designs with various features to suit your individual requirement, all guarantee

- Extreme robustness
- Reliable and low-noise operation
- Safe operation in compliance with safety requirements
- Design-oriented surfaces and optimum light solutions

] The surface finishes and colours shown on all the images are for illustration purpose only.





RIO



WIEN

- Rio Garage Doors are renowned by identical height sections with precisely aligned ribbing. The sections are designed in such a way that the transitions are practically invisible.
- The Panel is a key component in the composition of Garage Door, appearing in different shapes:
 - Micro-Rib
 - Grooved
 - Cassette
- All models have similar characteristics of comfort, security, robustness and reliability by virtue of its constitution in double steel sheets and inner insulation of high quality polyurethane with a density of $\pm 45\text{kg/m}^3$. A rubber is applied to provide a perfect sealing between panels, ensuring maximum insulation to the door.
- Gandhi supplies Wien Garage Doors with uniform panel divisions. The section heights are evenly distributed over the entire door height crafting a pleasing and eye-catching overall appearance.



- MaxVista is a Garage Door designed to be combined with thermally insulated panels and extruded aluminium panels, shaped for inserting transparent acrylic, grilled or meshed windows.
- This combination gives the door a very distinctive look, which enhances the face of both commercial and residential buildings, where MaxVista blends in perfectly as a practical and decorative feature.
- It makes the environment light and pleasant to work in as it allows natural light to go through the large clear area.
- The aluminium profiles and the glass window sections are highly resistant to the elements and ensure a longer life of the door.
- For easy access for people and small transport vehicles, a separate threshold-free side door or an integrated pedestrian door, provide access even when the Garage Door is closed.
- Available only for RIO Garage Doors.



Gates - Quality Engineered





Gandhi gates are designed and fabricated with special square or rectangular hollow sections, along with MS sheets and flats assembled by high quality welding.

These gates are not only aesthetically pleasing but sturdy and perfectly aligned. The pre-tensioning of the gate leaf construction reduces the risk of bending. The gate leaves typically comprises of rectangular hollow sections, square hollow sections or square bars and perimeter frame of sufficient strength. The leaf design is available in a standard form or custom made to suit individual client's requirement.


The gate is supported by galvanised adjustable upper guide bracket with nylon rollers, guide post with safety strike, Italian made galvanised wheels with ball bearings and axle with lubrication point. These components enhance the efficiency and life span of the gate. The complete gate is coated with grey epoxy primer as standard and on request cold spray galvanised or PU painted in colours according to the RAL.

A consistent quality product thus becomes the hallmark of Gandhi Automations' manufacturing process right from installation to after sales service.





- Gandhi gates designed and fabricated with special square or rectangular hollow sections, along with MS sheets and flats assembled by high quality welding.
- Gates are aesthetically pleasing and the pre-tensioning of the gate leaf construction reduces the risk of bending.
- Wide range of models for gates weighing from 300 kg to 18000 kg.
- Startup at maximum power permits motor to overcome any initial friction caused by ice, dust etc. Motor protected by internal thermal switch.
- Obstacle detection causes the gate movement to stop if an obstacle is detected.
- Advance electronic control unit permits operation time adjustment, partial opening, automatic closing, step by step control, stop safety, reverse safety etc.



- Telescopic Sliding Gates are ideal for sites where maximum opening is required and back run is restricted due to structural conditions.
- The gates are fabricated with two or three leaves which makes it possible to achieve maximum clear opening as compared to Conventional Sliding Gate.
- These gates have extremely robust construction with high level of security making them suitable for most applications.
- All basic components of gates, guide brackets, guide rollers, bottom rail, wheels, bearings, limit stop etc are of highest quality standards which provides very good stability.
- Telescopic Sliding Gate has a standard static drive system and an integral chain sprocket assembly that drives the multiple gate leaves simultaneously at same or different speeds.





- The advantage of using Cantilever Sliding Gates is that they have no ground track or foundation in the roadway hence ideal for road surfaces which are uneven or sloping and vehicle does not experience any bumps.
- Gate is not prone to getting blocked by leaves or dirt hence reduced maintenance.
- Smooth, quiet operation due to no supports at the bottom of the gate.
- The gate is fabricated of sturdy steel and works on a simple principle of 2 heavy duty carriages grouted and a monolithic galvanized track that rolls on the carriages, thus obviating the need for a bottom track.
- The Cantilever Sliding Gate is approx 1/3 longer than a Conventional Sliding Gate, the extra length acts as a counterbalance so that the gate is free to slide back and forth.
- Wheels are self lubricated thus low maintenance.



- Eliminate the need to designate a sliding storage zone, a common feature of Conventional Sliding Gates.
- Gates made from high strength Aluminium alloy & mounted with sparkling silver, stainless steel, plastic plates.
- Patented wind-resistant device enable the electric gate to operate normally in strong wind.
- Any drift sand or stone accumulated due to wind and rain will not affect the normal operation of gates.
- Equipped with anti-crash intelligent infrared double detectors enable gates to automatically retract when a person or object is detected ensuring safety.
- Patented electronic soft starter & mechanical buffer device ensures smooth operation during the start and stop of the gates.





- A complete range of automatic systems for sliding pedestrian doors (single leaf, double leaf) are available.
- Maximum clear opening available upto 5000 mm. Models suitable for door weight ranging from 40 kg upto 350 kg each leaf.
- Intelligent microprocessor based control unit provides wide range of functions like manual / automatic, one / two ways, total / partial opening, night mode.
- Traction by means of a synthetic electro conducting toothed belt ensures silent operation and built-in anti-crush device with encoder.
- Self diagnosis. Wide range of infrared and microwave sensors and various other accessories like electromechanical lock, pneumatic elbow push buttons, floor mats.



- Wide range of models to suit various applications like car parking sites, condominiums, toll collection & industrial entrance.
- Available for boom length upto 8 m. Opening upto 16 m can be covered with two barriers operating as master/slave.
- Highly compact in size has extremely silent operation.
- Sturdy steel structure with scratch-proof coating resistant to harsh weather conditions.
- Integration possible with wide range of accessories and all kinds of access control systems.
- Extremely reliable and maintenance free. Tested and distributed all over the world.
- Manual release in case of power failure.





STAR EXPORT HOUSE
(Government of India Recognised)



Gandhi Automations operates a policy of continuous development and reserves the right to make technical modifications / replacements without prior notice.

GANDHI
Automations Pvt Ltd

India's No.1 Entrance Automation & Loading Bay Equipment Company

CORPORATE OFFICE

Chawda Commercial Centre, Link Road, Malad (W), Mumbai-400064, India

Tel : +91 22 6672 0200 / 6672 0300 (200 Lines)

Fax : +91 22 6672 0201

Email : sales@geapl.com

Website: www.geapl.com



TOLL FREE

1800 209 0200

From Anywhere in India

Ahmedabad - 93273 01555
Bengaluru - 93435 09090
Bhopal - 93292 94939
Bhubaneswar - 93385 69889
Chandigarh - 93176 41324
Chennai - 93809 31777
Coimbatore - 93452 99944
Goa - 93731 37970
Guwahati - 93248 98159

Hyderabad - 93473 75737
Indore - 93034 64410
Jaipur - 93520 41024
Jamshedpur - 93219 76556
Kochi - 93882 04774
Kolkata - 93300 60855
Lucknow - 93055 67760
Mangalore - 93797 41352
Nagpur - 93250 45410

New Delhi - 93131 99044
Patna - 93219 76557
Pune - 93245 30710
Raipur - 93524 40068
Ranchi - 93044 95570
Surat - 93270 97410
Vadodara - 93756 41357
Visakhapatnam - 93463 34102