



GARAGE DOORS



GANDHI
Automations Pvt Ltd

India's **No.1** Entrance Automation & Loading Bay Equipment Company

EUROPEAN COLLABORATION AND TECHNOLOGY WITH INNOVATIVE AND CREATIVE ENGINEERING FOR MORE THAN 25 YEARS



A PARTNER WHO STANDS BY YOUR SIDE



Quality & Safety - Our Priority

Automation for Garage Doors are CE certified, manufactured in accordance with
Standard(s) : EN 13241-1 : 2003+A1:2011

Directive(s) : 2006/42/CE, 2004/108/CE

Gandhi Automations design, develop, manufacture and execute its products
strictly in accordance with the above mentioned EN standards.

You are assured with our best quality products, safe operation and after sales
service 24/7.



ORIGINAL SPARE PARTS

Guaranteed original spare parts availability for 10 years


CONTENTS

- 4 Our Quality For your Safety
- 6 Garage Doors - Quality Engineered
- 8 RIO
- 10 WIEN
- 14 MaxVista
- 16 Drives for Garage Doors
- 19 Accessories



Gandhi Residential Sectional Doors are the right choice for those looking for security combined with elegance and aesthetic refinement. They open vertically, sliding upward and then along the ceiling to save space and hence you can make full use of the space inside and outside the garage. They replace traditional Garage Doors and offer a host of practical and astounding benefits.

Our Quality For Your Safety



Head Office

Headquartered in Mumbai, the commercial capital of India, our company has expanded its manufacturing capacity, operations, geographical reach and customer base globally. Today our products are marketed by us and our distributors in more than 70 countries across the globe.

Competent Advice

Proper customer guidance and service are our top priorities. Our well trained and experienced specialists are always at your disposal from the project planning stage to final stages of handover, inspection as well as training. They help you choose a perfect product solution tailored to meet your requirements.



Gandhi Automations Pvt Ltd is India's No.1 Entrance Automation & Loading Bay Equipment Company. Since 1996, we have been designing, manufacturing, exporting and installing products that are hassle-free, safe and easy to operate. Gandhi Automations Pvt Ltd is a globally well-renowned brand, which is a result of years of hard work, innovation, commitment to quality & reliable customer service. We are a Government of India recognised 'Star Export House'.

Our comprehensive product portfolio consists of :

High Speed Industrial Doors, Dock Levelers & Dock Shelters, Rolling Shutters, Sectional Overhead Doors, Aircraft Hangar Doors & Shipyard Doors, Gates & Boom Barriers.



Quality Management

The company caters to following certifications : ISO 9001:2015, ISO 14001:2015 and ISO 45001:2018 by TÜV Austria. This has resulted in implementing continuous improvement towards personnel training, production, equipment calibration, machinery maintenance, logistics and customer relations.

Nationwide Network

Ahmedabad		Goa		Kolkata		Raipur	
Bengaluru		Guwahati		Lucknow		Ranchi	
Bhopal		Hyderabad		Mangalore		Surat	
Bhubaneswar		Indore		Nagpur		Vadodara	
Chandigarh		Jaipur		New Delhi		Visakhapatnam	
Chennai		Jamshedpur		Patna			
Coimbatore		Kochi		Pune			



Advance Manufacturing

Our strategically located state of the art manufacturing and warehousing facility of 8,00,000 sq. ft. near Bhiwandi (40km NE of Mumbai) ensures high-quality product output and short delivery time.

The constant innovation and creative engineering applications of Gandhi Automations is a result of extensive and accurate in-house research and development.

All essential product components & accessories as well as control technology units are designed in-house and produced using European collaboration and technology.

Our product engineering team uses latest software applications combined with advanced machinery to offer our customers an excellently engineered, efficient and finished product.

Installation, Commissioning & Service

Our team of committed and diligent engineers and technicians are at your service round the clock; many of whom are trained at advanced training centers in Europe so as to ensure perfect installation and trouble-free commissioning according to the specifications. Thus, always assuring product reliability and longevity.



Packaging & Dispatch Area

Special care and all necessary precautions are taken while packaging the products for dispatch. Each consignment is supervised by a team of experts who ensure that material is dispatched safely, efficiently and promptly.



Dynamic Customer Service

Our Customer Care team offers 24x7 service. We lay great emphasis on exceptional after-sales service and provide spares, preventive maintenance and AMC (annual maintenance contracts) for minimum downtime ensuring durability and drive maximum ROI.

Our widespread service network assures response time to be minimum.

In rare case of any product failure, all you need to do is reach for the telephone.



TOLL FREE

1800 209 0200

From Anywhere in India

One call and our highly trained service technicians will be on their way in a fully equipped customer service van with wide range of original spares.

Garage Doors - Quality Engineered





Gandhi Residential Sectional Overhead Doors offer unbeatable aesthetics, leave space for your creativity and style that enhances the lines and colours of your home. These doors are built to ensure the highest ease and flexibility of use which, in turn, ensures quick, hassle free and accurate replacement of old doors.

The shape of the Garage Door opening is not of essential importance. Whether square, centred arch or angled a Garage Door always fits with any building be it classical, rural or modern.

Residential Sectional Doors come in a wide variety of designs with various features to suit your individual requirement, all guarantee

- Extreme robustness
- Reliable and low-noise operation
- Safe operation in compliance with safety requirements
- Design-oriented surfaces and optimum light solutions

* The surface finishes and colours shown on all the images are for illustration purpose only.





Rio Garage Doors are renowned by identical height sections with precisely aligned ribbing. The sections are designed in such a way that the transitions are practically invisible.



The Panel is a key component in the composition of Garage Door, appearing in different shapes:

- Micro-Rib
- Grooved
- Cassette

All models have similar characteristics of comfort, security, robustness and reliability by virtue of its constitution in double steel sheets and inner insulation of high quality polyurethane with a density of $\pm 45\text{kg/m}^3$. A rubber is applied to provide a perfect sealing between panels, ensuring maximum insulation to the door.

Colours & Finishes Offered for RIO

Standard External Microrib		WHITE similar to RAL 9010		GREY similar to RAL 9006	Standard External Woodgrain		similar to Light Wood	Standard Internal Stucco		WHITE similar to RAL 9010
Optional External Microrib Internal Stucco	Any other RAL colour available on request at surcharge to match the overall appearance of building									

WIEN



Gandhi supplies Wien Garage Doors with uniform panel divisions. The section heights are evenly distributed over the entire door height crafting a pleasing and eye-catching overall appearance.



For Garage Door models RIO & WIEN, door panels are available in two heights 500mm and 610mm. They are connected with each other by galvanised steel hinges. This guarantees safety and durability.

Colours & Finishes Offered for WIEN

Optional
External Woodgrain




similar to Dark Wood

Optional
External Woodgrain



similar to Light Wood

Optional
Internal Stucco



WHITE
similar to RAL 9010

Optional
External Woodgrain
Internal Stucco

Any other RAL colour available on request at surcharge to match the overall appearance of building



Distinctive Advantages



Gandhi Garage Door design is optimal for customers who need robust, well-insulated and space-saving doors with safety; offer amazing advantages.

Compact Design

Residential Sectional Overhead Doors are undoubtedly the most compact doors and leave available space inside and outside the garage; the car can be parked almost flush with door, which can be opened and closed by sliding it vertically on side runners, until it gets close to the ceiling.

Environmental Control

A well-insulated Garage Door is always recommended when the garage and the home are directly connected. They are sturdy and fully weather resistant. They provide the best heat and sound insulation due to steel insulated panels. They improve liveability and also cut energy costs.

Safe and Secure

First class materials, precise processing and continuous quality checks guarantee perfect safety, reliability and long service life. All our doors comply with safety requirement of European standards EN 13241-1.

Glazing for Light & Aesthetical look

The panels can also be designed to be combined with thermally insulated panels and aluminium panels with transparent acrylic windows. This design allows natural light to go through large clear area.

Installation Friendly

Our door installation is fast and simple due to intelligent product optimization without having to compromise on proven quality. Numerous prefabricated parts prevents faults, reduce the installation time and increase efficiency.

Safety Features

In Accordance with European Standard 13241-1 



Gandhi Garage Door provides various standard devices for trouble-free operation

Finger Trap Protection

The horizontal joints between the door panels are designed in such a way that it avoids the risk of fingers being pinched, if a hand is rested on the moving door panel, both on the inside and outside of the door.

Seals

The seals are made of special anti-aging EPDM and are located in the following hinged points;

- Central seals between the individual panels across the entire width
- Upper doorstop finned seal fitted to seal the door near the lintel
- Vertical seals fitted to the side uprights
- Bottom seal with rubber profile helps even to compensate for any unevenness in the floor

They ensure excellent insulation and prevent the ingress of air, dust and water.

Cables Guided Internally

The carrying cables are guided on the inside between the door leaf and frame. The risk of injuries is excluded as there are no protruding components.

Safety Device against Spring Breakage

This special device immediately stops the door panel from closing in the event of balancing spring breakage.

Safety Device against Cable Breakage

This special device immediately stops the door panel from moving in case of breakage of the return cables.

Closing Edge Safety Device

A pair of photocells optionally fitted on vertical door uprights ensures safe monitoring of the closing edge of the door, they stop and immediately reverse the downward movement of the door if the infra-red beam is broken.

MaxVista





MaxVista is a Garage Door designed to be combined with thermally insulated panels and extruded aluminium panels, shaped for inserting transparent acrylic, gridded or meshed windows.

This combination gives the door a very distinctive look, which enhances the face of both commercial and residential buildings, where MaxVista blends in perfectly as a practical and decorative feature.

It makes the environment light and pleasant to work in as it allows natural light to go through the large clear area.

The aluminium profiles and the glass window sections are highly resistant to the elements and ensure a longer life of the door.

Available only for RIO Garage Doors.



Drives for Garage Doors



Minimum Headroom 200mm

Garage Door automation have the CE marking and are designed and manufactured in compliance with Electromagnetic Compatibility Directive 2004/108/EC.

The ideal automation specially designed for residential purpose is fitted to the ceiling.

- Smart and elegant to the room
- Digital display and easy programming
- Soft start and soft stop
- Belt driven and noiseless
- Automatic lighting
- Manual release by cord in case of power failure
- Electronic limit switch

Technical Specifications

Description	GAPL1200
Motor Voltage (V/DC)	24
Pull And Push Force (N)	1200
Rated Current (A)	1.0
Motor Power (W)	220
Rated Voltage (V~)	230
Rated Frequency (Hz)	50/60
Ambient Temperature	-20°C to 60°C
Intermittence	S2= 30 min & S3=50%
Rated Operation Speed (m/s)	0.12
Duty Class	5-very heavy

Operator available upto size : Width 5000mm x Height 3500mm



Minimum Headroom 420mm

Garage Door automation have the CE marking and are designed and manufactured in compliance with
Electromagnetic Compatibility Directive : 2004/108/EC

Machine Directive : 2006/42/CE

Low Voltage Directive : 2006/95/EC

The side automation with integrated safety brake specially designed for larger garage doors.

- Made for a direct drive installation to the door shaft
- The chain transmission is an option
- The self-braking worm gear makes the drive irreversible
- No need for an electric brake
- Emergency manual operation by hand chain standard, hand crank available as optional
- Mechanical limit switch

Technical Specifications

Description	GAPL70MCH	GAPL100TCM
Torque (Nm)	70	100
Output Speed (Min ⁻¹)	21	21
Hollow shaft (mm)	25.4	25.4
Max. door weight (kg)	350	450
Power (kW)	0.50	0.80
Power Supply (V~)	230	415
Frequency (Hz)	50	50
Amperage (A)	2.20	2.20
Max Cycles Per Hour	12	20
Limit Switch range	18	18
Protection Rate (IP)	54	54

GAPL70MCH motor is our standard drive

Higher range available on request

Special Requirements

Side Door or Pedestrian Door



For frequent access for people, a separate threshold-free side door or an integrated pedestrian door, provide access even when the Garage Door is closed.

If there is enough space, a side door separate from the door installation is a good choice. On request side doors can be provided in the same design as the door installation.

A pedestrian door integrated in the Garage Door is always an expedient supplement if there is no space for side door installation. Available only for RIO Garage Doors.

All pedestrian doors open outwards for safety reasons. A special switch on electrically-driven Garage Doors, ensures that the door can only be moved when the pedestrian door is closed.



Accessories



Porthole

Rectangular window in acrylic material in black profile,
Dimension width x height
636mm x 333mm



Ventilation Grill

These avoid condensation and vent fumes to the outside.
Available in white or black plastic, ABS material.

Dimension width x height
344mm x 138mm



Remote Control

Radiographic operation (transmitter & receiver) offers the possibility of selective operation. Only vehicle or personnel with a transmitter can open or close the door.

Water resistant 4 channels transmitter, 433 MHZ frequency.



Flashing Light

Flashing light serves safety requirements. They give visual signals for opening and closing impulse.



Photocells

The panel down movement is automatically stopped or reversed if the infrared beam is broken. Two distinguished functions of the photocells

- a) Open : The door opens when the photocell beam is interrupted.
- b) Safety : The door remains open as long as the photocell beam is interrupted.

Mounted on wall or column in the vicinity of a door.



Three Position Selector Switch

"Open/Stop/Close" Control
Plastic housing IP 65



Three Station Push Button

"Open/Emergency-Stop/Close" Control
Plastic housing IP 65



STAR EXPORT HOUSE
(Government of India Recognised)



Gandhi Automations operates a policy of continuous development and reserves the right to make technical modifications / replacements without prior notice.

GANDHI
Automations Pvt Ltd

India's No.1 Entrance Automation & Loading Bay Equipment Company

CORPORATE OFFICE

Chawda Commercial Centre, Link Road, Malad (W), Mumbai-400064, India

Tel : +91 22 6672 0200 / 6672 0300 (200 Lines)

Fax : +91 22 6672 0201

Email : sales@geapl.com

Website: www.geapl.com



TOLL FREE

1800 209 0200

From Anywhere in India

Ahmedabad - 93273 01555
Bengaluru - 93435 09090
Bhopal - 93292 94939
Bhubaneswar - 93385 69889
Chandigarh - 93176 41324
Chennai - 93809 31777
Coimbatore - 93452 99944
Goa - 93731 37970
Guwahati - 93248 98159

Hyderabad - 93473 75737
Indore - 93034 64410
Jaipur - 93520 41024
Jamshedpur - 93219 76556
Kochi - 93882 04774
Kolkata - 93300 60855
Lucknow - 93055 67760
Mangalore - 93797 41352
Nagpur - 93250 45410

New Delhi - 93131 99044
Patna - 93219 76557
Pune - 93245 30710
Raipur - 93524 40068
Ranchi - 93044 95570
Surat - 93270 97410
Vadodara - 93756 41357
Visakhapatnam - 93463 34102