



MOTORISED GATES



GANDHI
Automations Pvt Ltd

India's **No.1** Entrance Automation & Loading Bay Equipment Company

EUROPEAN COLLABORATION AND TECHNOLOGY WITH INNOVATIVE AND CREATIVE ENGINEERING FOR MORE THAN 25 YEARS



A PARTNER WHO STANDS BY YOUR SIDE

Quality & Safety - Our Priority

All automation for Gates are CE certified, manufactured in accordance with STANDARD

EN 13241:2003+A2:2016

DIRECTIVES : 2006/42/CE, 2004/108/CE

Gandhi Automations design, develop, manufacture and execute its products strictly in accordance with the above mentioned EN standards.

You are assured with our best quality products, safe operation and after sales service 24/7.



**10
YEARS**

**GUARANTEED
AVAILABILITY**

CRISIL

An S&P Global Company

Ratings



**TÜV
AUSTRIA**
CERTIFIED
TÜV AUSTRIA GMBH

EN ISO 9001
20100233018576
EN ISO 14001
20104233018577
ISO 45001
20116233018578



ORIGINAL SPARE PARTS

Guaranteed original spare parts availability for 10 years



CONTENTS

- | | |
|----|-----------------------------------|
| 4 | Our Quality for Your Safety |
| 6 | Gandhi Gates - Quality Engineered |
| 8 | Range of Sliding Gates |
| 12 | Drive Mechanism for Sliding Gates |
| 14 | Swing Gate Automation |
| 16 | Range of Swing Gates |
| 18 | Drive Mechanism for Swing Gates |
| 22 | Retractable Gates |
| 24 | Gallery |
| 35 | Accessories |

Our Quality for your Safety



Gandhi Automations Pvt Ltd is India's No.1 Entrance Automation & Loading Bay Equipment Company. Since 1996, we have been designing, manufacturing, exporting and installing products that are hassle-free, safe and easy to operate. Gandhi Automations Pvt Ltd is a globally well-renowned brand, which is a result of years of hard work, innovation, commitment to quality & reliable customer service. We are a Government of India recognised 'Star Export House'.

Our comprehensive product portfolio consists of :

High Speed Industrial Doors, Dock Levelers & Dock Shelters, Rolling Shutters, Sectional Overhead Doors, Aircraft Hangar Doors & Shipyard Doors, Gates & Boom Barriers.

Head Office

Headquartered in Mumbai, the commercial capital of India, our company has expanded its manufacturing capacity, operations, geographical reach and customer base globally. Today our products are marketed by us and our distributors in more than 70 countries across the globe.

Competent Advice

Proper customer guidance and service are our top priorities. Our well trained and experienced specialists are always at your disposal from the project planning stage to final stages of handover, inspection as well as training. They help you choose a perfect product solution tailored to meet your requirements.



Quality Management

The company caters to following certifications : ISO 9001:2015, ISO 14001:2015 and ISO 45001:2018 by TÜV Austria. This has resulted in implementing continuous improvement towards personnel training, production, equipment calibration, machinery maintenance, logistics and customer relations.

Nationwide Network

Ahmedabad		Goa		Kolkata		Raipur	
Bengaluru		Guwahati		Lucknow		Ranchi	
Bhopal		Hyderabad		Mangalore		Surat	
Bhubaneswar		Indore		Nagpur		Vadodara	
Chandigarh		Jaipur		New Delhi		Visakhapatnam	
Chennai		Jamshedpur		Patna			
Coimbatore		Kochi		Pune			



Our product engineering team uses latest software applications combined with advanced machinery to offer our customers an excellently engineered, efficient and finished product.

Installation, Commissioning & Service

Our team of committed and diligent engineers and technicians are at your service round the clock; many of whom are trained at advanced training centers in Europe so as to ensure perfect installation and trouble-free commissioning according to the specifications. Thus, always assuring product reliability and longevity.

Advance Manufacturing

Our strategically located state of the art manufacturing and warehousing facility of 8,00,000 sq. ft. near Bhiwandi (40km NE of Mumbai) ensures high-quality product output and short delivery time.

The constant innovation and creative engineering applications of Gandhi Automations is a result of extensive and accurate in-house research and development.

All essential product components & accessories as well as control technology units are designed in-house and produced using European collaboration and technology.



Packaging & Dispatch Area

Special care and all necessary precautions are taken while packaging the products for dispatch. Each consignment is supervised by a team of experts who ensure that material is dispatched safely, efficiently and promptly.



Dynamic Customer Service

Our Customer Care team offers 24x7 service. We lay great emphasis on exceptional after-sales service and provide spares, preventive maintenance and AMC (annual maintenance contracts) for minimum downtime ensuring durability and drive maximum ROI.

Our widespread service network assures response time to be minimum.

In rare case of any product failure, all you need to do is reach for the telephone.



TOLL FREE

1800 209 0200

From Anywhere in India

One call and our highly trained service technicians will be on their way in a fully equipped customer service van with wide range of original spares.

Gates - Quality Engineered









Gandhi gates are designed and fabricated with special square or rectangular hollow sections, along with MS sheets and flats assembled by high quality welding.

These gates are not only aesthetically pleasing but also sturdy and perfectly aligned. The pre-tensioning of the gate leaf construction reduces the risk of bending. The gate leaves typically comprise rectangular hollow sections, square hollow sections or square bars and perimeter frame of sufficient strength. The leaf design is available in a standard form or custom made to suit individual clients' requirements.

The gate is supported by galvanised adjustable upper guide bracket with nylon rollers, guide post with safety strike, Italian made galvanised wheels with ball bearings and axles with lubrication point. These components enhance the efficiency and life span of the gate. The complete gate is coated with grey epoxy primer as standard and on request cold spray galvanised or polyurethane painted in standard RAL colours:

-  Silver Similar to RAL 9006
-  Grey Similar to RAL 7015
-  Blue Similar to RAL 5010
-  Orange Similar to RAL 2000

Any other RAL colour available on request, at surcharge.

A consistent quality product thus becomes the hallmark of Gandhi Automations' manufacturing process, right from installation to after sales service.





Conventional



Telescopic



Cantilever

Range of Sliding Gates



Safety and practicality starts from the entrance of a building. Electromechanically driven steel Sliding Gates are robust, durable and suitable to be installed at any industrial, commercial or residential premises. These sites can be automated by selecting from a wide range of motorised gates which ensure long term reliability, rigidity and superbly blending in with the style of the buildings.

Conventional Sliding Gates

Conventional Sliding Gates are gates which use a ground mounted track for the gate wheels to move on. It requires a track in the ground for the full length of the gate in open and close positions. These gates do not encroach into the driveway or yard since they slide on the side of the opening and are also ideal in case of rising driveways.

Tracked Sliding Gates can span larger opening widths. Optionally a pedestrian gate can be integrated with these type of gates or a separate pedestrian gate can be built independently.



Range of Sliding Gates



Telescopic Sliding Gates

Telescopic Sliding Gates are ideal for sites where maximum opening is required and backrun is restricted due to structural conditions. These gates combine the convenience and state of the art appearance of Conventional Sliding Gates while offering several key advantages. They can considerably reduce the back run required as compared to a single leaf gate. The gates are fabricated to make it possible to achieve a maximum clear opening and are finished with long term corrosion protection. Telescopic Sliding Gates allow extremely large openings as compared to a Conventional Sliding Gate.





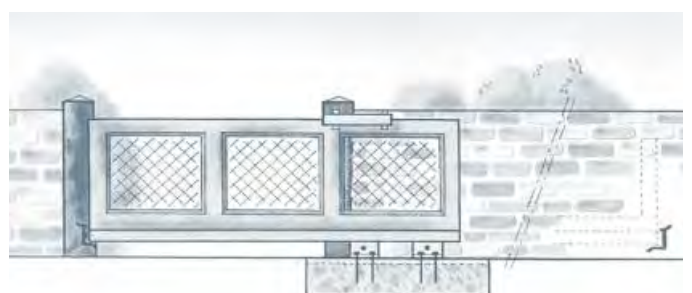
Cantilever Sliding Gates

Cantilever is a system for Sliding Gates, which is suitable for securing industrial, commercial and public utilities, where the road surfaces are uneven or sloping.

The gate is fabricated of sturdy steel and works on a simple principle of 2 heavy duty carriages grouted and a monolithic galvanised track that rolls on the carriages, thus obviating the need for a bottom track.

The motorised Cantilever Sliding Gate can span openings for up to 30 m.

The advantage of a Cantilever Gate is smooth, quiet operation, vehicle does not experience any bumps and gate is not prone to getting blocked by leaves or dust hence reduced maintenance.



Drive Mechanism for Sliding Gates

Gandhi Sliding Gates - Conventional, Telescopic and Cantilever are electro-mechanically driven steel Sliding Gates.

The electro-mechanical automation are capable of managing different types of gates, different frame dimensions, types of duty and environmental conditions. The automation always ensure maximum operational safety, functioning and reliability. A wide range of models are available for gates weighing upto 18,000 kg.

These modern and fully equipped actuators are specifically designed to satisfy all most-advanced technical and installation requirements. In particular, they come with a wide range of standard and optional safety accessories.

Key Features

- Highly compact dimensions and extremely silent operations
- Built-in anti jerk device prevents damage to the automatic system
- MPS startup at maximum power permits motor to overcome any initial friction caused by ice and dust
- Travel control system used to control speed and deceleration
- Obstacle detection system causes the gate movement to stop if an obstacle is detected
- Advance electronic control unit permits operation time adjustment, partial opening, automatic closing, step by step control, stop safety and reverse safety
- Ideal for heavy and intensive service
- Manual operation in case of power failure

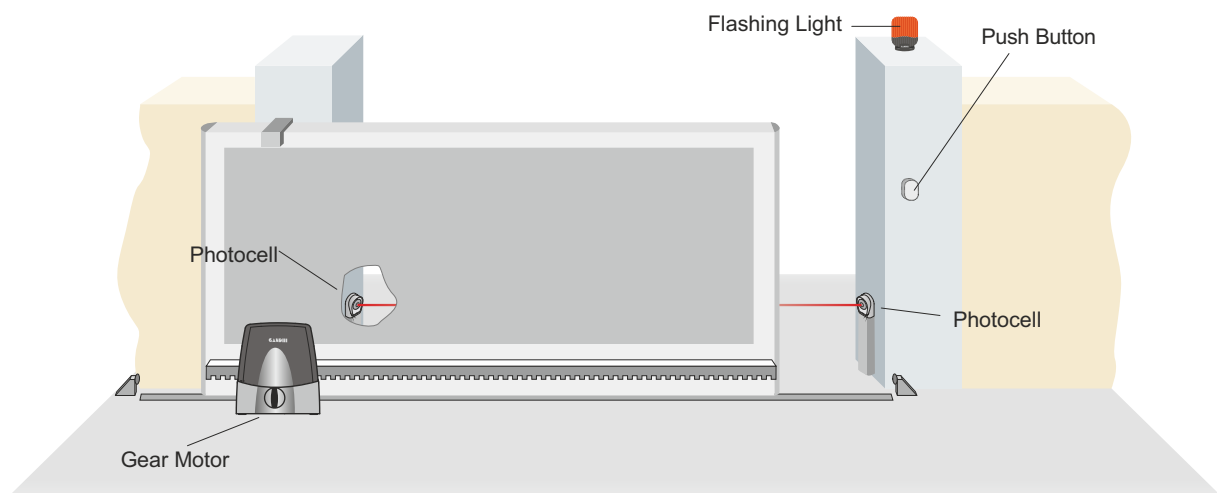
European Standards

Sliding Gate automation have the CE marking and are designed and manufactured in compliance with

Machine Directive (2006/42/EC),

Electromagnetic Compatibility Directive (2004/108/EC) and

Low Voltage Directive (2006/95/EC) safety requirements.





Technical Specifications

Electromechanical actuator	For Sliding Gates upto 1500 kg	For Sliding Gates upto 3000 kg	For Sliding Gates upto 4000 kg	For Sliding Gates upto 6000 kg
Travel control system	Magnetic limit stop	Magnetic limit stop	Encoder limit stop	Magnetic limit stop
Capacity	1500 kg	3000 kg	4000 kg	6000 kg
Duty class	Intensive	Intensive	Very heavy duty	Heavy duty
Intermittent operation	70%	70%	100%	80%
Power supply	230V ~ / 50Hz	230V ~ / 50Hz	230V ~ / 50Hz	415V ~ / 50Hz
Current consumption	1.5 A	2.5 A	3 A	5 A
Thrust / Torque	29 Nm	68 Nm	100 Nm	300 Nm
Opening speed	0.2 m/s	0.2 m/s	0.29 m/s	0.15 m/s
Closing speed	0.2 m/s	0.2 m/s	0.29 m/s	0.15 m/s
Release system for manual opening	Key operated	Key operated	Lever operated	Lever operated
Operating temperature	-20°C / +55°C	-20°C / +55°C	-20°C / +55°C	-20°C / +55°C
Protection rating	IP 44	IP 44	IP 44	IP 44
Product dimensions (mm)	320 x 150 x 300	320 x 150 x 300	520 x 995 x 230	520 x 1365 x 230

Higher range available on request

Range of Swing Gates



Gate Mounted



Articulated Arm



Underground



Sliding Folding

Range of Swing Gates



Motorised Swing Gates

Gandhi Motorised Swing Gates are fabricated to provide security, convenience and protection against unauthorized intrusion. Fabricated in a number of designs these gates are made with square pipes encased in a pipe frame customised to suit the client's requirements and are finished with grey epoxy primer as standard and on request cold spray galvanised or PU painted in colours according to the RAL.

The Swing Gates are electro-mechanically driven steel gates to be installed at any industrial, commercial or residential premises. Powered with different kinds of automation that suit different applications these swing gates are available in numerous sizes ranging from 3 m to 10 m. Each system comes with a range of standard and optional accessories.





Motorised Sliding Folding Gates

Gandhi Motorised Sliding Folding Gates are fabricated to provide security, convenience and protection against unauthorized intrusion. Sliding Folding Gates are ideal for sites where there is limited area for the gate to open and close. The gate leaves are hung on heavy duty hinges and has a minimal swing arc. The unique movement of the Sliding Folding Gate combines the benefits of Sliding and Swing Gates. Fabricated in a number of designs these gates are made with square pipes encased in a pipe frame customised to suit the client's requirements and are finished with grey epoxy primer as standard and on request cold spray galvanised or PU painted in colours according to the RAL.

The Sliding Folding Gates are electro-mechanically driven steel gates to be installed at any industrial, commercial or residential premises. Each system comes with a range of standard and optional accessories.



Drive Mechanism for Swing Gates - Italian make

Gate Mounted Automation

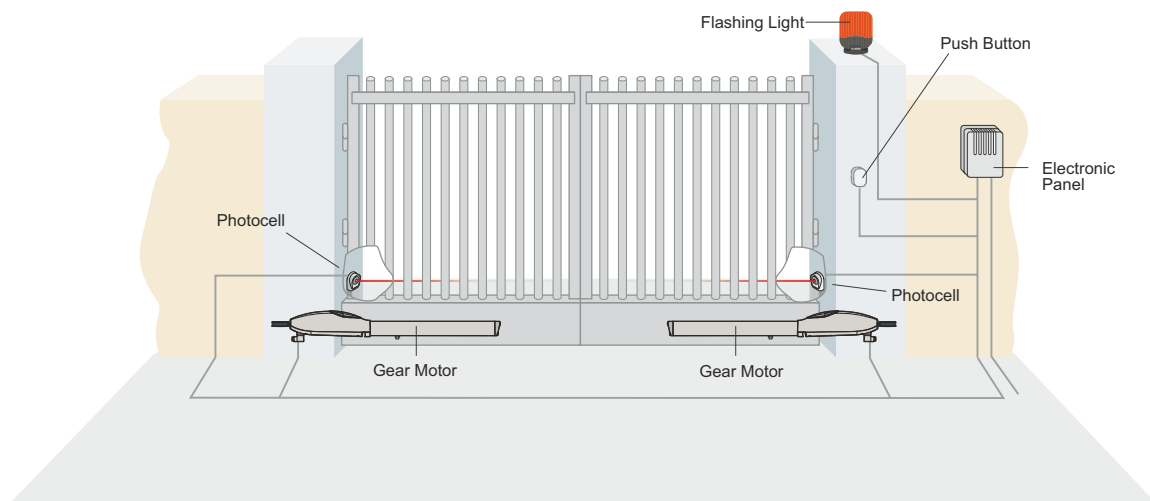
Swing Gates often require automation to be able to ensure long lasting, highly reliable gate operation, as well as to perfectly blend in with the look of the gate.

Wide range of models are available for gate span from 3 m to 10 m. These Automation are designed to make it suitable for any type of gate frame with its modern and futuristic look. Every detail and shape has been carefully and passionately designed.

In the event of a power failure, the automation can be manually operated by using the key operated release system or automatically operated if a control panel with back-up battery has been installed.

Features

- High safety level ensured by the 24 V DC power supply
- Smart simple design with anodised aluminium shaft cover
- Suitable for any modern or period gate frame & can be used to operate gates with small pillars
- Easily accessible key-operated release system
- Partial opening / speed adjustment / soft start and stop



Articulated Arm Automation

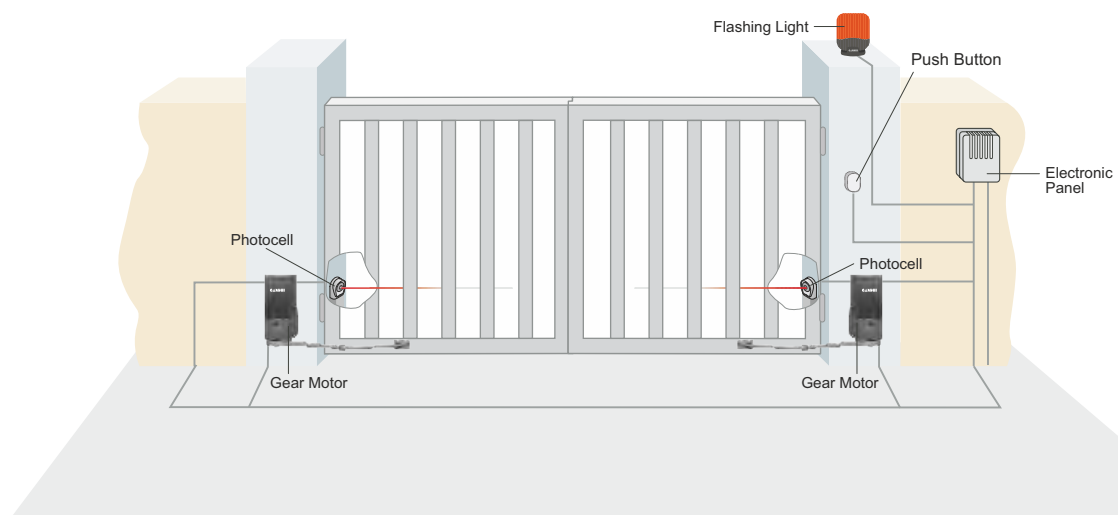
Articulated Arm Automation are ideal for heavy duty applications. They are quiet and sturdy and can be connected to any application, however complex, such as wings supported by very large or out-of-plumb pillars.

They have been designed to ensure ease of installation and connection.

The ABS guard ensures a good weather resistance and boasts high quality and elegant finishes, simple and clean lines, and perfectly blends to any type of entrance.

Features

- Limit switch unit
- Internal and external battery for control panel
- Gear motor side fastening plate
- Adjustable stop
- Shape of the articulated arm and its connection to the casing designed to avoid any shearing problems
- Partial opening / speed adjustment / soft start and stop



Drive Mechanism for Swing Gates - Italian make

Underground Automation

It is ideal for architecturally fine gates or historically significant buildings or for any application where style, look, elegance should be kept unaltered. The product allows the gate to open and close without interfering with its look and style.

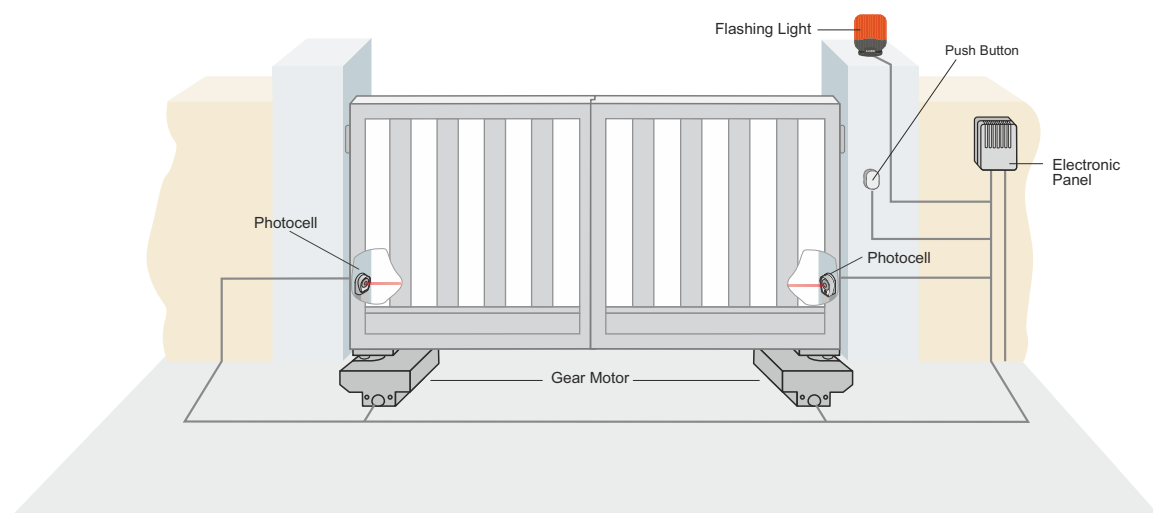
The automation consists of a Stainless Steel or electrically Galvanised Steel foundation casing fitted below the ground, where the geared motor and all mechanical linkages which operate the gate leaves are housed.

Features

- IP 67 rated watertight gear motors and zinc plated Stainless Steel foundation casing
- Aesthetically pleasing release system with key and lever which may be operated from both sides
- Works even at low temperatures
- Standard opening angle of 110°, optional 180° opening angle
- Motor protected by an internal temperature probe
- Supplied with all security, control and monitoring accessories
- Wing support system on hardened steel ball

European Standards

Swing Gate automation have the CE marking and are designed and manufactured in compliance with Machine Directive (2006/42/EC), Electromagnetic Compatibility Directive (2004/108/EC) and Low Voltage Directive (2006/95/EC) safety requirements.





Technical Specifications

Electromechanical actuator	for upto 4.0 m wide wing	for upto 5.0 m wide wing	for upto 4.0 m wide wing	for upto 3.0 m wide wings
Travel control system	Mechanical stop	Mechanical stop	Electric limit switch	Mechanical stop
Maximum capacity	600 kg x 2.5 m 300 kg x 4.0 m	600 kg x 2.0 m 250 kg x 5.0 m	800 kg x 2.0 m 400 kg x 3.0 m	600 kg x 2.0 m 270 kg x 3.0 m
Duty class	Intensive	Intensive	Frequent	Intensive
Intermittent operation	80% work 20% pause	80% work 20% pause	30% work 70% pause	80% work 20% pause
Power supply	24V=	24V=	230V	24V=
Input	5 A	5 A	1.5 A	5 A
Thrust / Torque	2000 N	1500 N	400 Nm	250 Nm
Opening time	Adjustable/90°	Adjustable/90°	18 sec/90°	Adjustable/90°
Maximum opening	120°	120°	115°	110° or 180°
Manual opening	key operated	key operated	key operated	key operated
Operating temperature	-20°C / +55°C	-20°C / +55°C	-20°C / +55°C	-20°C / +55°C
Protection rating	IP 44	IP 44	IP 43	IP 67
Product dimensions	844 x 100 x 104	995 x 108 x 110	330 x 187 x 157	380 x 300 x 160

Higher range available on request

Retractable Gates



Retractable Gates not only eliminates the need of a back run area but are a unique combination of technology and art. The state of the art head unit is made with precision, high strength plastic and steel materials incorporated with the most advanced features, including an intelligent control circuit. It is safe, reliable, energy-saving and offers high starting stability. Above all, it can even function normally during a power outage.

These gates not only blend perfectly with its surroundings but are a piece of eye-catching architectural work with high functionality and aesthetic value.





Features

- The wind-resistance structure ensures normal operation under impact of wind
- A unique key is included to un-clutch the drive mechanism during power failure in order to perform manual operation
- Based on the Intelligent infrared double-probe anti-collision device, the gate can automatically perform any return operation in case of a collision with any human or foreign matter so as to ensure the safety of vehicles and pedestrians
- Patented technology of electronic soft starting device is combined with mechanical damping device so that the main engine can avoid sway and ensure smooth operation during starting and stopping
- Concealed wiring giving the gate a neater appearance
- The feature of wheel geared electric motor with overheat protection sustains frequent starting of the gates without overheating. This way, the service life of the electrical motor is significantly prolonged
- The gate is also equipped with anti-climb alarm system that turns on, when it senses an obstacle on top of the gate

Gallery





Gallery









Gallery





Gallery





Gallery



Accessories

Flashing Light

Flashing light serves safety requirements. They give visual signals for opening and closing impulse.



Safety Edges

Are safety devices which when mounted on primary edges of Sliding Gates, protect people from accidental crash or damage. The edges automatically stop or reverse the gate wing movement.



Key Selector

Mounted on wall or column in the vicinity of gate in cast aluminium with a shock proof plastic front piece.



Three Station Push Button

Mounted on wall or column in the vicinity of gate with "Open / Emergency - Stop / Close" controls.
Plastic housing IP 65



Photocells

The photocells are mainly used to monitor the passageway. As long as the photocell beam is broken the gate will not close. Two distinguished functions of the photocells

- a) Open : The gate opens when the photocell beam is interrupted.
- b) Safety : The gate remains open as long as the photocell beam is interrupted.



Remote Transmitter

Water resistant 4 channels transmitter, 433 MHZ frequency. Vehicles or personnel with a transmitter open or close the gate.





STAR EXPORT HOUSE
(Government of India Recognised)



Gandhi Automations operates a policy of continuous development and reserves the right to make technical modifications / replacements without prior notice.

GANDHI
Automations Pvt Ltd

India's No.1 Entrance Automation & Loading Bay Equipment Company

CORPORATE OFFICE

Chawda Commercial Centre, Link Road, Malad (W), Mumbai-400064, India

Tel : +91 22 6672 0200 / 6672 0300 (200 Lines)

Fax : +91 22 6672 0201

Email : sales@geapl.com

Website: www.geapl.com



TOLL FREE

1800 209 0200

From Anywhere in India

Ahmedabad - 93273 01555
Bengaluru - 93435 09090
Bhopal - 93292 94939
Bhubaneswar - 93385 69889
Chandigarh - 93176 41324
Chennai - 93809 31777
Coimbatore - 93452 99944
Goa - 93731 37970
Guwahati - 93248 98159

Hyderabad - 93473 75737
Indore - 93034 64410
Jaipur - 93520 41024
Jamshedpur - 93219 76556
Kochi - 93882 04774
Kolkata - 93300 60855
Lucknow - 93055 67760
Mangalore - 93797 41352
Nagpur - 93250 45410

New Delhi - 93131 99044
Patna - 93219 76557
Pune - 93245 30710
Raipur - 93524 40068
Ranchi - 93044 95570
Surat - 93270 97410
Vadodara - 93756 41357
Visakhapatnam - 93463 34102